

# DATA SHEET

## Commercial Loudspeakers



# MODEL MPLT62-G

## TWO-WAY LONG-THROW HORN



### FEATURES

- Full-range, high output, BGM, voice paging and signal horn
- High efficiency, with low power requirements minimizes total system cost
- Rugged construction for industrial applications
- IP66 Indoor/Outdoor ready
- 6-position terminal strip with weather cover and gland nut

### TECHNICAL SPECIFICATIONS<sup>1</sup>

Operating Mode	Passive with selectable 70 V/100 V operation, Single-amplified with DSP		
Operating Environment	Indoor or Outdoor Direct Exposure		
Operating Range (-10 dB) <sup>2</sup>	150 Hz to 20 kHz		
Nominal Beamwidth (H x V)	95° x 125°		
Transducer	LF 1 x 6.5" (165 mm) weather-resistant cone HF 1 x 1" (25 mm) voice coil compression driver		
Sensitivity <sup>3</sup>	106 dB (2.83 V at transformer secondary)		
Nominal Continuous Power Handling <sup>4</sup>	62 W at highest tap		
Nominal Maximum SPL <sup>5</sup> (Processed)	@ 1 m	Continuous 112 dB	Peak 118 dB
Transformer	70 V: 62 W, 32 W, 16 W, 8 W, 4 W 100 V: 62 W, 32 W, 16 W, 8 W		
Required Accessories	140 Hz, 12 dB / oct. Butterworth high pass filter; DSP preset		
Recommended Amplifiers	30 W - 60 W		

### APPLICATIONS

#### DISTRIBUTED

Parking Facilities · Exhibit Halls · Schools  
Warehouse / Distribution Centers  
Sports Facilities · Outdoor Entertainment  
Amusement and Theme Parks · Airports

### DESCRIPTION

The MPLT62-G is two-way long-throw horn 70 volt /100 volt high quality music projector. It has 62 watts rated power handling RMS and has transformer taps at 62 - 32 - 16 - 8 - 4 (70 V only) watts. Its long-throw output performance brings quality sound over long distances and in wide areas with both music and speech. The two-way characteristic makes music still sound natural while the shaped housing ensures long distance coverage.

Thanks to the well-considered coverage range, high sensitivity, high output, low distortion and extended frequency response, the MPLT62-G horn-loaded loudspeaker is ideal for voice, music or even alarm signals.

It can be used in outdoor applications such as recreational facilities, schools, parking facilities, as well as large indoor applications such as sports centers, airports, exhibition halls and warehouses.

The housing of the MPLT62-G is made of high impact ABS. It has a coated 6.5" woofer and 1" HF horn driver. The coated heavy gauge aluminum bracket makes the loudspeaker fully weatherproof (IP66) and is a guarantee against corrosion. The standard color is grey and can be painted in any color.

Optional accessories provide installers multiple methods for mounting and aiming the horn as well as providing options to help adjust mounting trim height easily. The input gland nut can easily be replaced by a conduit fitting when required.

### PHYSICAL

Input Connection	6-position terminal strip, cable gland nut
Controls	None
Mounting Provisions	Heavy-gauge aluminum U-Bracket
Compliance	IEC 62368-1 certified
Environmental Rating	IP66 per IEC 60529
Dimensions H x W x D	261 mm x 360 mm x 293 mm [10.27" x 14.18" x 11.52"]
Weight (with U-Bracket)	4.9 kg [10.75 lbs]
Finish	Refer to the Technical Drawings (page 3)

### OPTIONS

Accessories	SPA-HBC100 - Beam Clamp Kit; (10 sets) SPA-HMB100 - Dual Gang Box Mounting Bracket Kit; (10 sets) provides easy attachment to a square double gang box
-------------	---

*Biamp strives to improve its products on a continual basis. Specifications are therefore subject to change without notice.*

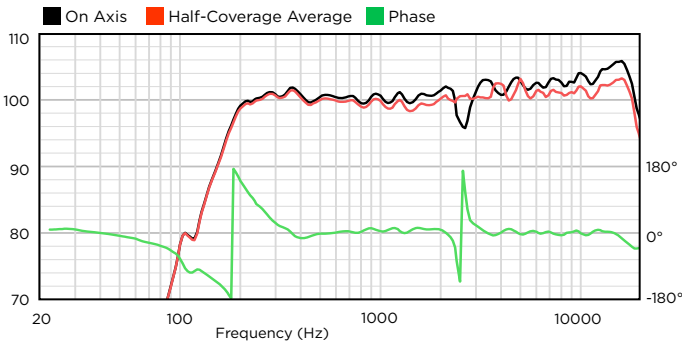


# Commercial Loudspeakers

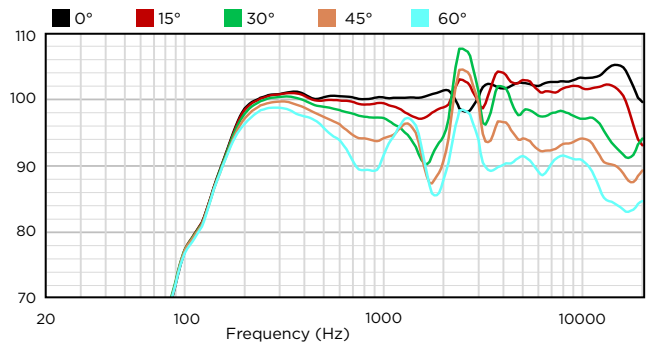
## MODEL MPLT62-G

TWO-WAY  
LONG-THROW HORN

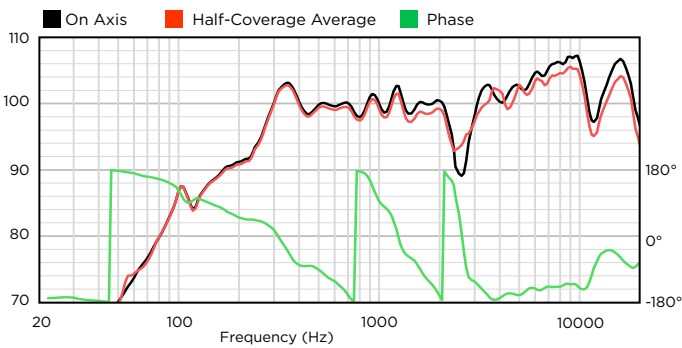
**AXIAL PROCESSED SENSITIVITY (dB SPL)<sup>6</sup>**



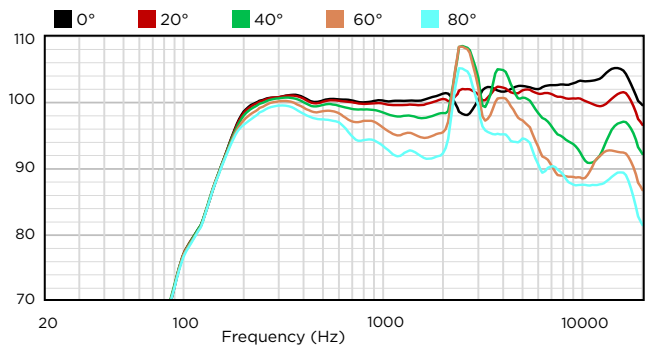
**HORIZONTAL OFF-AXIS RESPONSE (dB)<sup>7</sup>**



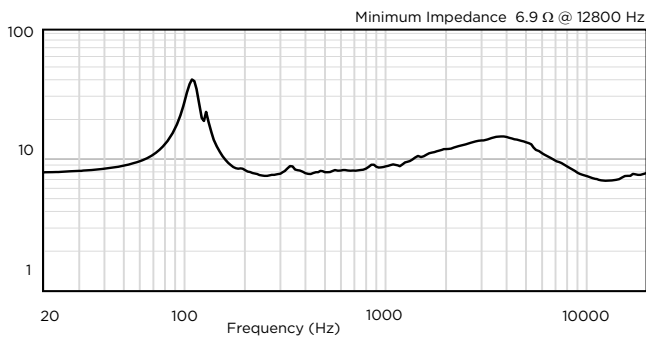
**AXIAL SENSITIVITY (dB SPL)<sup>6</sup>**



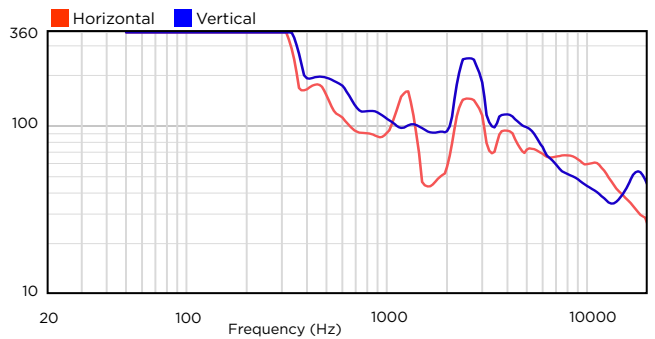
**VERTICAL OFF-AXIS RESPONSE (dB)<sup>7</sup>**



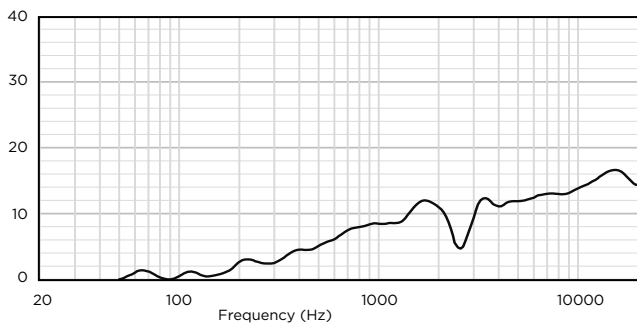
**IMPEDANCE (Ω)**



**BEAMWIDTH (degrees)<sup>9</sup>**



**DIRECTIVITY INDEX (dB)<sup>8</sup>**



# Commercial Loudspeakers

## MODEL MPLT62-G TWO-WAY LONG-THROW HORN

### TECHNICAL DRAWING / DIMENSIONS / FINISH

**H x W x D**

261 mm x 360 mm x 293 mm  
 [10.27" x 14.18" x 11.52"]

**Unit Weight**

4.9 kg [10.75 lbs] loudspeaker with bracket

**Shipping Weight**

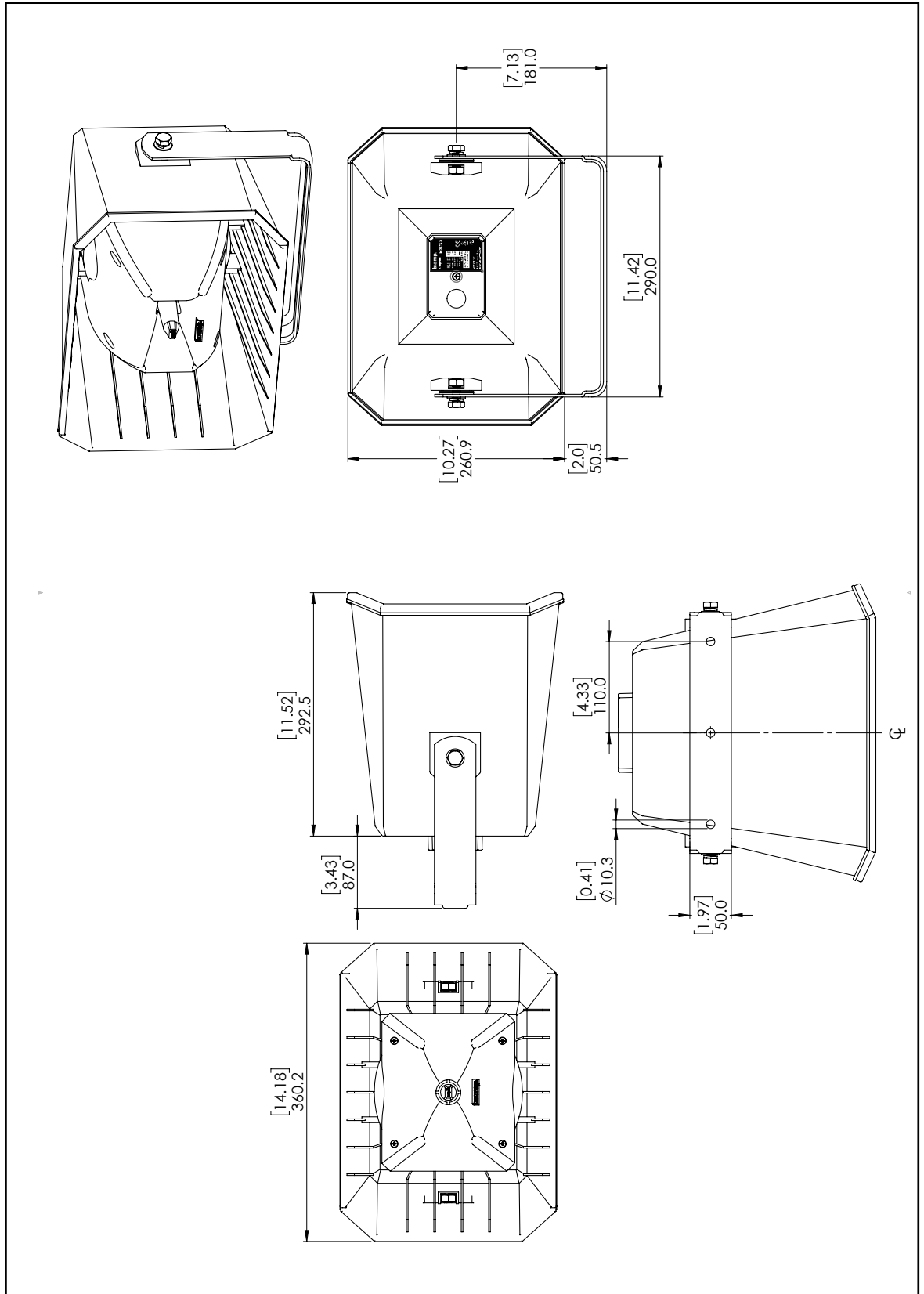
TBD

**Enclosure / Finish**

High impact ABS enclosure, grey  
 (RAL9006 - subject to slight deviations)

**Bracket**

Coated heavy-gauge aluminum

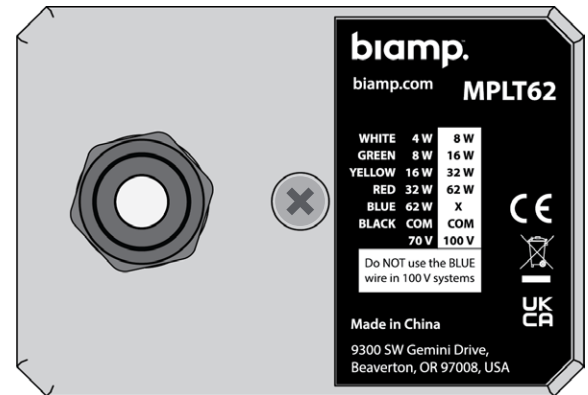
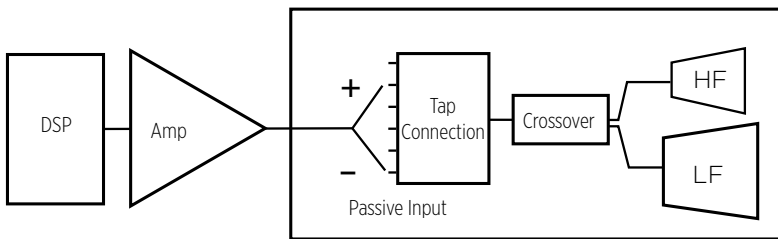


# Commercial Loudspeakers

# MODEL MPLT62-G

TWO-WAY  
LONG-THROW HORN

## CONNECTION DIAGRAMS



Rear Label / Tap Selection

## NOTES

- 1. PERFORMANCE SPECIFICATIONS** All measurements are performed using a time-windowed impulse response to eliminate reflections, approximating an anechoic environment, at a distance of at least 6 m. All acoustic specifications are rounded to the nearest whole number. An external DSP using settings provided by Biamp is required to achieve the specified performance; further performance gains can be realized using the FIR loudspeaker optimization presets available in Biamp's Community Amplified Loudspeaker Controllers (ALCs).
- 2. OPERATING RANGE** The frequency range over which the on-axis equalized/processed response remains within 10 dB of the rated sensitivity, in accordance with IEC 60268-5.
- 3. SENSITIVITY** The broadband SPL of the loudspeaker when pink noise is applied (band limited to the loudspeaker's Operating Range) at an input voltage of 2.83 V, in accordance with IEC 60268-5. Also listed for a voltage that would produce 1 watt into the rated impedance. Measured in whole space with no external processing applied, except where indicated.
- 4. NOMINAL CONTINUOUS POWER HANDLING** The maximum continuous nominal input power that the system can withstand, without damage, for a period of 2 hours using an IEC 60268-1 defined spectrum with recommended signal processing and protection filters
- 5. NOMINAL MAXIMUM SPL** The SPL produced when an IEC 60268-1 signal is applied, at the maximum continuous nominal input voltage, to the equalized/processed loudspeaker system. Referenced to a distance of 1 meter. The peak SPL represents the 2:1 (6 dB) crest factor of the IEC 60268-1 test signal.
- 6. AXIAL PROCESSED SENSITIVITY** The variation in acoustic output level with frequency for a swept-sine measurement signal. The Processed measurement uses the recommended signal processing for the loudspeaker system. The other sensitivity measurements use no additional external processing. All data are referenced to 1 meter. The on-axis magnitude and phase responses, as well as the average magnitude response, calculated over one-half of the nominal coverage angles, are shown. The responses have 1/6 octave smoothing applied.
- 7. HORIZONTAL / VERTICAL OFF-AXIS RESPONSES** The loudspeaker's magnitude response at various off-axis angles using the recommended signal processing in the operating mode which utilizes the largest number of individually amplified pass bands. The responses have 1/3 octave smoothing applied.
- 8. DIRECTIVITY INDEX** The ratio of the on-axis SPL to the mean SPL at the same distance for all points within the measurement sphere for each given frequency; expressed in dB. The response has 1/3 octave smoothing applied.
- 9. BEAMWIDTH** The included angle between the -6 dB points in the polar response of the loudspeaker when driven in the operating mode which utilizes the largest number of individually amplified pass bands. The responses have 1/3 octave smoothing applied.

Data presented on this spec sheet represents a selection of the basic performance specifications for the model. These specifications are intended to allow the user to perform a fair, straightforward evaluation and comparison with other loudspeaker spec sheets. For a detailed analysis of this loudspeaker's performance, please download the GLL file and/or the CLF file from our website.

**CAUTION:** Installation of loudspeakers should only be performed by trained and qualified personnel. It is strongly recommended that a licensed and certified professional structural engineer approve the mounting design.



A: 9300 S.W. Gemini Drive Beaverton, OR 97008 USA

T: +1 503.641.7287

W: www.biamp.com

BIADS-1073-2303-EN-R1